


The Fugatives


Charlie D

Expo. Subject-V1



5 Answer-V2

Counter Melody-V1




10 Episodic Sequence from V of V to V



14



18 Subject-V3



22

Counter Melody-V1

Musical notation for measures 22-24. The piece is in 3/4 time with a key signature of two flats (B-flat and E-flat). The right hand features a simple melody of quarter notes, while the left hand provides a rhythmic accompaniment of eighth notes.

25

Now for some fun - let's stretch the theme and roll chromatic scales against it.

Musical notation for measures 25-27. The right hand continues the melody, while the left hand introduces a chromatic scale accompaniment, moving up and down the keyboard.

28

Musical notation for measures 28-30. The right hand melody is stretched across a wider interval, and the left hand continues with a complex chromatic scale accompaniment.

31

Musical notation for measures 31-33. The right hand melody is further stretched, and the left hand accompaniment remains highly chromatic and rhythmic.

34

Musical notation for measures 34-36. The right hand melody concludes with a final note, and the left hand accompaniment continues with chromatic patterns.

37 Let's try only the rhythm

Musical notation for measures 37-40. The piece is in 3/4 time with a key signature of two flats (B-flat and E-flat). The right hand features a rhythmic pattern of eighth and sixteenth notes, while the left hand provides a steady accompaniment of quarter notes.

41 Subject-V1

Musical notation for measures 41-44. The right hand introduces a new melodic subject with eighth notes, while the left hand continues with a simple accompaniment.

45

Musical notation for measures 45-47. The right hand continues the melodic line with eighth notes, and the left hand provides harmonic support.

48 Coda

Musical notation for measures 48-50. The right hand features a rhythmic pattern similar to the beginning, and the left hand provides a simple accompaniment.

51

Musical notation for measures 51-54. The right hand continues the melodic line, and the left hand provides a simple accompaniment. The piece concludes with a final chord in the right hand.